














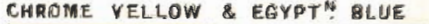






DIAGRAM SHOWING THE COLOURS TO BE USED IN PAINTING  
THE ELECTRICAL CIRCUITS FITTED IN H.M. SHIPS.

RE C.N. 17901 IO 54665 30:9:10.

C I R C U I T	C O U L O U R
RING MAIN -----	DULL BLACK 
HANGERS :- POSITIVE -----	VERMILION 
NEGATIVE -----	EGYPTIAN BLUE 
EQUALISER -----	CHROME YELLOW 
ALL WIRING FROM MAIN CONTROL SWITCH- BOARD TO BRANCH BREAKERS, BRANCH CONTACTERS, SUPPLY BREAKERS OR SUPPLY CONTACTERS & INSTRUMENT LEADS. }	STONE 
ALL LEADS FROM BRANCH BREAKERS OR BRANCH CONTACTERS TO :- LIGHTING -----	UMBER 
POWER -----	EGYPTIAN BLUE 
LIGHTING & POWER -----	UMBER & BLUE 
SEARCHLIGHTS -----	CHROME YELLOW & VERMILION 
WIRELESS TELEGRAPHY -----	VERMILION 
SUBMARINE SOUND SIGNALLING -----	CHROME YELLOW & Q's GREEN 
TURRET DANGER SIGNALS -----	QUEENS GREEN & BT UMBER 
DYNAMO FIRING -----	VENETIAN RED 
TORPEDO CIRCUITS -----	QUEENS GREEN 
HELM INDICATOR CIRCUITS -----	VENETIAN RED & EGYPT <sup>N</sup> BLUE 
BELL CIRCUITS -----	CHROME YELLOW & EGYPT <sup>N</sup> BLUE 
FIRE CONTROL -----	BLACK & CHROME YELLOW 
NAVYPHONES :- EXCHANGE -----	CHROME YELLOW & VENETIAN RED 
DIRECT -----	QUEENS GREEN & VENETIAN RED 
FIRE CONTROL -----	BLACK & VENETIAN RED 
ELECTRIC LOG -----	EGYPTIAN <sup>N</sup> BLUE & BLACK 